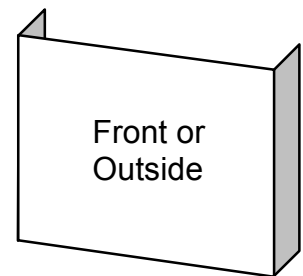
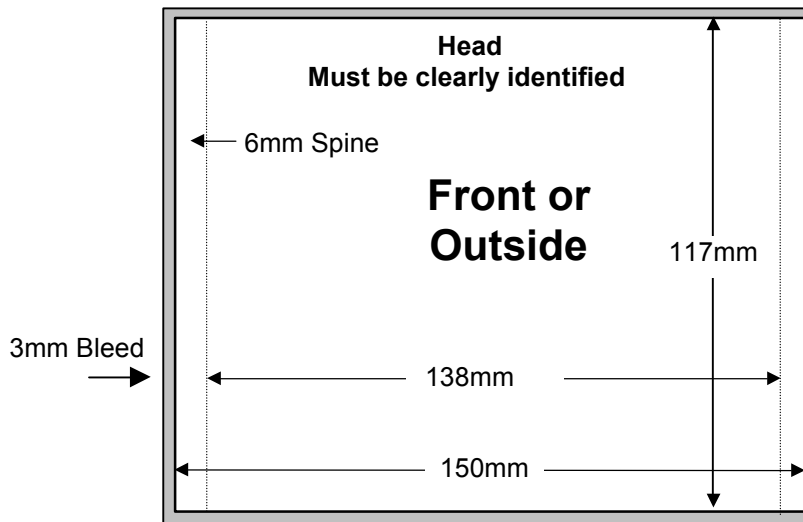


# Compact Disc Inlay

Front & Back Up  
Shown As Single Spreads  
Files Must Be Set Up As Separate Pages For Each Spread

Page 1 of 2

Front



## Specifications:

- To be automatically packed, stock needs to be non-porous.
- Allow 3mm bleed all round.
- Trim & perforation marks to show 1mm into the bleed.
- Stock Coated A2 Art 150-170 gsm.
- To ensure correct direction, Head must be clearly identified.

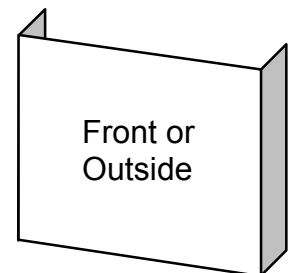
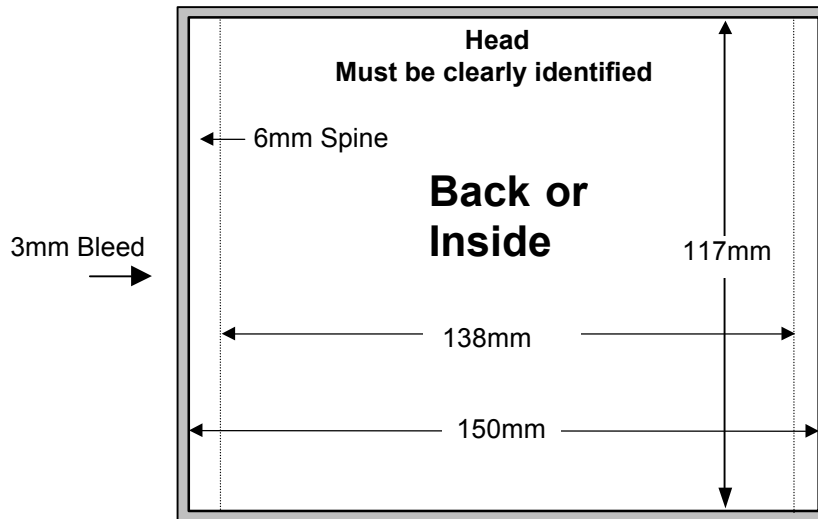
NOTE: THIS DRAWING IS NOT TO SIZE

# Compact Disc Inlay

Front & Back Up  
Shown As Single Spreads  
Files Must Be Set Up As Separate Pages For Each Spread

Page 2 of 2

Backup



## Specifications:

- To be automatically packed, stock needs to be non-porous.
- Allow 3mm bleed all round.
- Trim & perforation marks to show 1mm into the bleed.
- Stock Coated A2 Art 150-170 gsm.
- To ensure correct direction, Head must be clearly identified.

NOTE: THIS DRAWING IS NOT TO SIZE